




**DG10-30V // AG12-24V Series**



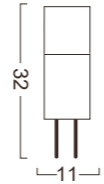
**G4-D01**



Power : 1W  
Lumens : 90-120lm  
Voltage : DC 10-30V  
CRI : >80  
Beam Angle : 360°  
Dimmable : Yes  
LED quantity : 1 PC COB




**G4-CR1-1.5W**



Power : 1.1W  
Lumens : 90-110lm  
Voltage : DC 10-30V  
CRI : >80  
Beam Angle : 180°  
Dimmable : Yes  
LED quantity : 2 PCS LED

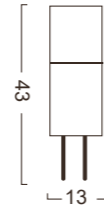
**G4-D02**



Power : 1.5W  
Lumens : 150-180lm  
Voltage : DC 10-30V  
CRI : >80  
Beam Angle : 360°  
Dimmable : Yes  
LED quantity : 1 PC COB

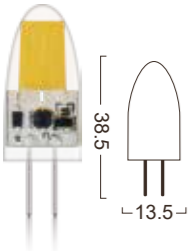


**G4-CR3-3W**



Power : 2.5W  
Lumens : 250-300lm  
Voltage : DC 10-30V  
CRI : >80  
Beam Angle : 360°  
Dimmable : Yes  
LED quantity : 26 PCS LED

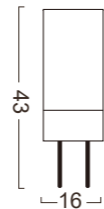
**G4-D03**



Power : 2W  
Lumens : 200-230lm  
Voltage : DC 10-30V  
CRI : >80  
Beam Angle : 360°  
Dimmable : Yes  
LED quantity : 1 PC COB



**G4-CR4-4W**



Power : 3W  
Lumens : 350-400lm  
Voltage : AC / DC 12V  
CRI : >80  
Beam Angle : 360°  
Dimmable : Yes  
LED quantity : 39 PCS LED

Unit : mm



G4-Tuya-B15LED  
DC 10-30V RGBCW  
1.2W 110lm  
Φ30\*41mm




G4-Tuya-B33LED  
DC 10-30V RGBCW  
2.3W 200lm  
Φ50\*60mm



Tuya-B72LED  
DC 10-30V RGBCW  
4.5W 450lm  
Φ70mm



G4-B24LED-2W-D  
Dual Color  
Φ30\*41mm



G4-B9LED-D  
Dual Color  
Φ30\*41mm



W-60LED  
DC 10-30V  
6W 500lm  
Φ73mm



W-93LED  
10-30V  
9.5W 1100lm  
Φ100mm



G4-B9LEDF  
1.6W 130-150lm  
Φ26\*36mm



G4-B12LEDF  
1.9W 160-180lm  
Φ30\*40mm




G4-B9G  
1.5W 120-150lm  
Φ24\*33mm



G4-B12G  
1.9W 170-200lm  
Φ30\*41mm



G4-B24LED-2W  
2W 200-230lm  
Φ30\*41mm



G4-B24LED-2W-Rear  
2W 200-230lm  
Φ30\*25mm



G4-B24LED-D-2.5W  
2.1W 230-260lm  
Φ35\*37mm



G4-B36LED  
2W 190-210lm  
Φ30\*41mm



G4-B21G-2W  
3W 330-350lm  
Φ35\*45mm



G4-B48LED  
3W 280-300lm  
Φ44\*55mm

Unit : mm